


























C O L O R \* B L A S T  
B I N G O

1. Go to [wurthorganizing.com](http://wurthorganizing.com), click on Shop Tab, and select Printable Downloads. Find the Color Blast Bingo Printable Set, download and print as many colored boards you plan to have players. The top Colored Star coordinates with the bottom Colored Border, so you can make sure each player is handed a different board.
2. Create a Game Cup by putting a red, yellow, green, blue and purple crayon into a solid colored drinking cup.
3. Give each player their own 5 crayons in the same colors mentioned above and a Color Blast Bingo Card to play with.
4. Without looking, the Bingo Blast Host randomly selects a crayon from the Game Cup.
5. Starting with the letter "B," the Bingo Blast Host announces the BINGO letter you are drawing for and the color of the selected crayon - ie. "B Yellow!"
6. The players will grab their own yellow crayon and can start coloring the yellow box under the B.
7. The Bingo Blast Host then moves on to the next BINGO letter (in this case, "I") and picks a crayon from the Game Cup.
8. Once a player has successful colored in 5 spaces (horizontally, vertically or diagonally) called by the Bingo Blast Host, he or she may declare winning a BINGO!
9. Make the game extra fun: Serve a celebratory treat with your Color Blast Bingo Players!


























C O L O R \* B L A S T

B I N G O


























C O L O R \* B L A S T

B I N G O


























C O L O R \* B L A S T

B I N G O

C O L O R \* B L A S T

B I N G O

C O L O R \* B L A S T

B I N G O

