

Clothing Theme Tag Instructions:




- Print desired sheet of tags on thick matte paper.
- Laminate sheet twice to ensure a good seal.
- Carefully cut out each tag with sharp scissors.
- Cut at slit mark, then cut desired hole required for tag to hang on your closet rod.
- Hang Tags to separate clothing themes.
- Use blank tags to customize your own themes.
- Happy dance yourself silly for having an organized closet!
- Snap a pic of your newly organized space.
- Be sure to tag pics [#ignitetheorganizerinyou](#) and [#wurthorganizing](#) to show off your skills.
- Ignite the spark within others all the same!





Sleeveless






wurth
ORGANIZING



Blouses






wurth
ORGANIZING



Shirts





wurth
ORGANIZING




WurthOrganizing.com





T-Shirts






wurth
ORGANIZING



Workout






wurth
ORGANIZING



Jeans





wurth
ORGANIZING




WurthOrganizing.com





Vests






wurth
ORGANIZING



Sweaters






wurth
ORGANIZING



Polos





wurth
ORGANIZING




WurthOrganizing.com





Shorts






wurth
ORGANIZING



Skirts






wurth
ORGANIZING



Pants





wurth
ORGANIZING




WurthOrganizing.com





Casual Dresses






wurth
ORGANIZING



Formal Dresses






wurth
ORGANIZING



Coats





wurth
ORGANIZING




WurthOrganizing.com





Consign






wurth
ORGANIZING



Donate






wurth
ORGANIZING



Off Season





wurth
ORGANIZING



WurthOrganizing.com



wurth
ORGANIZING

wurth
ORGANIZING

wurth
ORGANIZING



WurthOrganizing.com



Outfit Organizer™ Tag Instructions:




- Print desired sheet of tags on thick matte paper.
- Laminate sheet twice to ensure a good seal.
- Carefully cut out each tag with sharp scissors.
- Hole punch with puncher or crafting tool.
- Using a thin Sharpie, write an outfit combo
Ex: White blouse, black button skirt, yellow pump, gold cuff, hair back gold hoop earring.
- Slide "Outfit Organizer" tag over hanger on either top or bottom item mentioned.
- Smile wide everyday forth as you shall dress stress-free.
- Snap a pic of your newly organized space.
- Be sure to tag pics [#ignitetheorganizerinyou](#) and [#wurthorganizing](#) to show off your skills.
- Ignite the spark within others all the same!





Outfit Organizer



Outfit Organizer



Outfit Organizer

